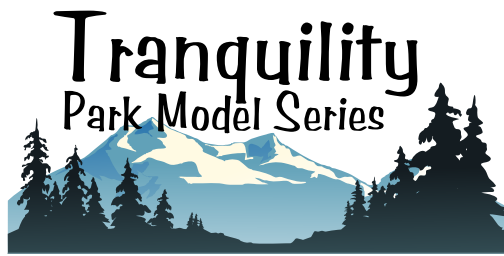


# Tranquility Park Model Series



NORTHLAND  
**SRI**  
REGENT

[www.sriregent-northland.ca](http://www.sriregent-northland.ca)



## STANDARDS & SPECIFICATIONS

### EXTERIOR

- ✓ Colour coordinated metal fascia
- ✓ Vinyl siding & white vinyl soffit
- ✓ 6/12 pitch roof
- ✓ Exterior GFI receptacle - front door
- ✓ Exterior frost free tap – kitchen sink
- ✓ 30-year architectural fiberglass shingles
- ✓ 7/16" roof sheathing
- ✓ 12" eave all sides
- ✓ Separate receptacle for heat tape
- ✓ Engineered roof trusses to 2.8 KPA snow load
- ✓ 3/8" wall sheathing on inside & outside of exterior walls
- ✓ Insulation: R12 walls; R20 ceiling; R20 floor
- ✓ 2"x4" side walls @ 24" o.c. - 8'walls
- ✓ 19/32" T&G subfloor
- ✓ 8" tubular steel frame with detachable hitch
- ✓ 2x6 floor joist (12 wide) @ 16" o.c.
- ✓ 2x8 floor joist (14 wide) @ 16" o.c.
- ✓ Insulated steel exterior doors, 36" front and rear (where possible) with peepholes and deadbolts
- ✓ Lever door handles
- ✓ Potlights at all exterior doors
- ✓ Low E PVC windows and sills with screens
- ✓ Speciality windows as per plan (some models)

### INTERIOR

- ✓ 3/12 Cathedral ceiling throughout (Including deck)
- ✓ Decorative vinyl covered drywall
- ✓ 6 mil. vapour barrier
- ✓ Quality vinyl floor covering throughout
- ✓ Ceiling lights in all bedrooms
- ✓ Wire for ceiling light in living room
- ✓ Solid shelving in all closets
- ✓ White embossed passage doors with lever handles
- ✓ 4" ceramic tile backsplash at kitchen and vanities with tile edging
- ✓ Vinyl wrap moulding throughout

### KITCHEN

- ✓ Adjustable shelves in all cabinets - (2) upper & (1) lower
- ✓ Double stainless-steel sink
- ✓ Roller drawer slides
- ✓ PVC cabinet doors
- ✓ 18 cu. ft. frost free refrigerator
- ✓ 30" gas range
- ✓ 2-speed range hood with light & fan vented to exterior
- ✓ White kitchen appliances
- ✓ Communication box (empty) – kitchen area
- ✓ Single lever faucet with vegetable sprayer

### BATHROOM

- ✓ Exhaust fan with humidistat in main bath
- ✓ Exhaust fan in ensuite on separate switch
- ✓ Towel bar and towel ring (most models) in each bath
- ✓ Cosmetic box in main bath
- ✓ Showerhead and rod in all baths
- ✓ GFI receptacle in all baths
- ✓ 4' shower with single lever faucet (model specific) in main bath
- ✓ Single lever faucets in all baths
- ✓ Theatrical lights in all baths
- ✓ 30" Vanity with built-in bank of drawers in main bath (where fits)

### UTILITIES

- ✓ Plumbed and wired for stacking washer/dryer
- ✓ Natural gas high efficiency furnace
- ✓ Dryer vent rough in
- ✓ 30 GAL. Electric hot water tank
- ✓ Insulated lines in HWT cavity
- ✓ Fire Extinguisher

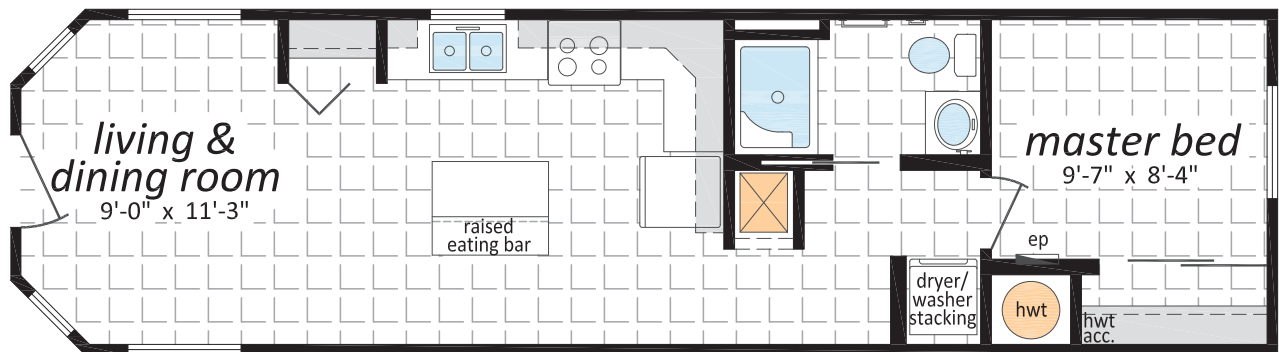
### MISCELLANEOUS

- ✓ Electric smoke/CO detector(s)
- ✓ Propane/natural gas detector
- ✓ 50 Amp electrical service with 12 circuits & 25' cord with storage box
- ✓ 4 Insolation switches
- ✓ Propane line front and rear with regulator
- ✓ Main electrical conduit through floor
- ✓ White receptacles and switches
- ✓ Programmable thermostat
- ✓ Airtight Protocol
- ✓ Shut off valves
- ✓ Fresh air grill in floor





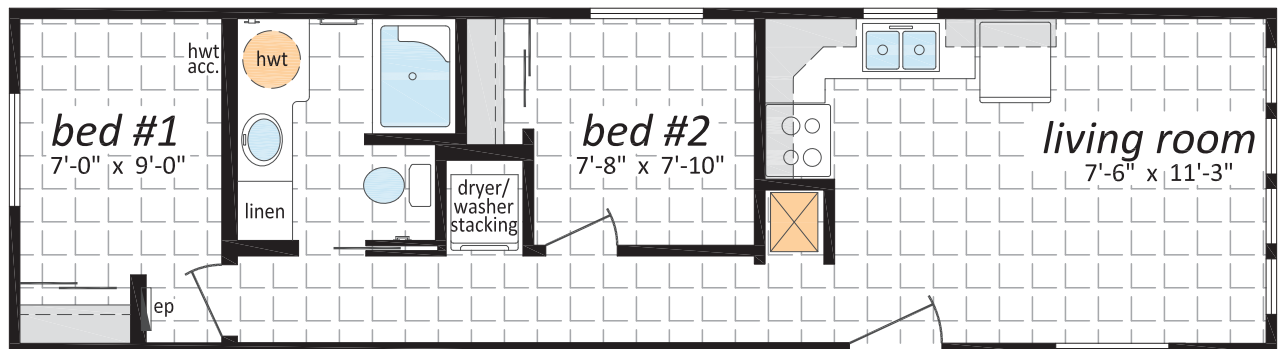
**Athabasca**, 12' x 44' - 528 sq. ft.






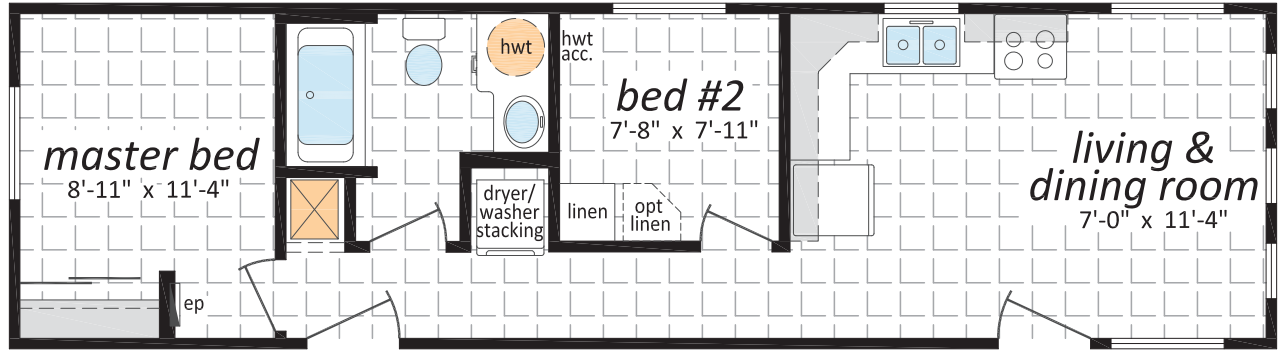


Louise, 12' x 44' - 528 sq. ft.

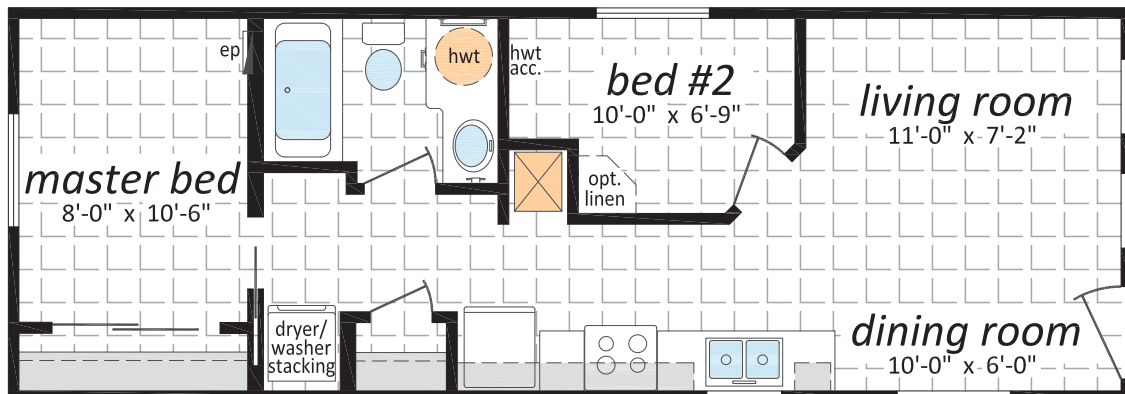




**Waterton**, 12' x 44' - 528 sq. ft.  
 (Note: Artist Rendering shown on cover page)



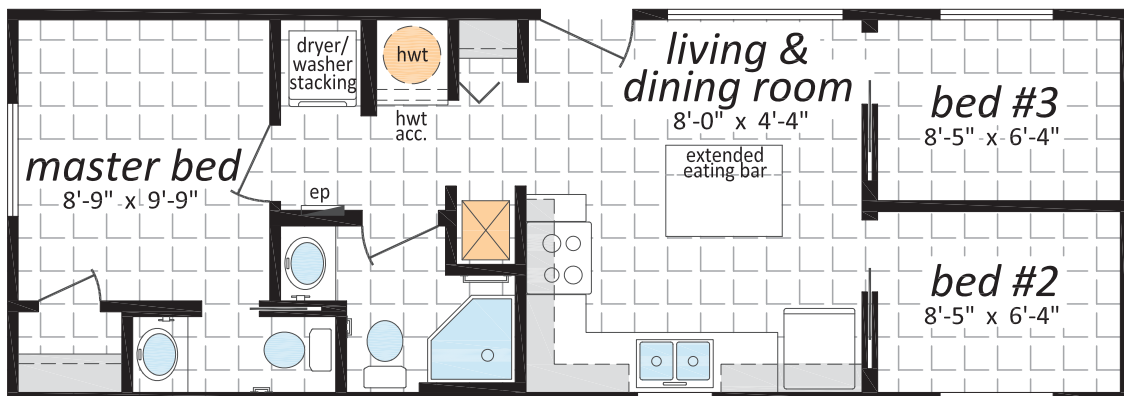
**Kootenay**, 14' x 39' - 546 sq. ft.

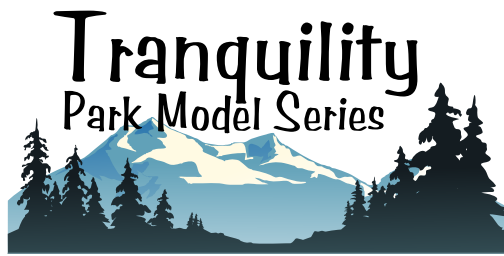






Sylvan, 14' x 39' - 546 sq. ft.





## OPTIONAL FEATURES

### EXTERIOR

- ☐ Shutters *(Two Styles)*
- ☐ Diamond Cut Ceilings
- ☐ Three and Four Light Bay Windows
- ☐ Octagon Windows
- ☐ Segmented Block Windows
- ☐ Lattice in Windows
- ☐ Skylights
- ☐ Patio, Garden and Cottage Doors
- ☐ Storm Doors
- ☐ Exterior Door with Half Round, 9 Lite or Franklin Insert
- ☐ Turbine Vents
- ☐ Door Chimes
- ☐ Exterior Recessed Pot Light(s)
- ☐ Extra Exterior GFI
- ☐ High Snow Load Roof

### INTERIOR

- ☐ Fully Finished Drywall
- ☐ Media Room Package
- ☐ Laminate Flooring
- ☐ Upgrade Vinyl Floor Coverings
- ☐ French Doors
- ☐ Storage Bench
- ☐ Freezer Cabinets
- ☐ Soak Sink with Cabinet
- ☐ Utility Room Door
- ☐ Ceiling Fan with Lights
- ☐ Chandeliers
- ☐ Recessed Fluorescent Lights
- ☐ Under Counter Lighting
- ☐ Archways

### BATHROOM

- ☐ 72" Tub/Shower
- ☐ Corner Oval Jetted Tub
- ☐ 2 Person Jetted Tub
- ☐ 36", 48" or 60" Shower c/w Glass Doors
- ☐ Handicap Toilet
- ☐ Tri-Mirror Medicine Cabinet
- ☐ Grab Bars
- ☐ Deluxe Shower Curtain
- ☐ Banjo Countertop on Vanity

### KITCHEN

- ☐ Various Cabinet Door Selections
- ☐ Wand Style Deluxe Single Lever Kitchen Faucet
- ☐ Corner Glass Cabinet Doors
- ☐ Island Work Centre
- ☐ Planning Centre
- ☐ Lazy Susan
- ☐ Granite Composite Upgrade Sink
- ☐ Oak Counter Edging
- ☐ Black or Stainless Appliances
- ☐ Built-In Dishwasher
- ☐ Combination Microwave/Range Hood
- ☐ Eye Level Oven and Cook Top Range
- ☐ Self Cleaning Range
- ☐ Two Door Side by Side Refrigerator

### UTILITIES

- ☐ Gas Fireplace c/w Air Circulating Fan
- ☐ 40 Gallon U.S. Gas Water Heater
- ☐ Forced Air Electric Furnace
- ☐ Air Conditioner-Ready Furnace
- ☐ Washer and Dryer
- ☐ Stacking Washer and Dryer
- ☐ Central Vacuum System
- ☐ Roughed in for Central Vacuum
- ☐ 200 Amp Service Panel
- ☐ Extra Telephone Jack(s)



# Tranquility Park Model Series



CANADIAN STANDARDS  
ASSOCIATION



Canadian  
Home Builders'  
Association



131 Stubb Ross Road  
Lethbridge, AB T1K 7N3  
[www.sriregent-northland.ca](http://www.sriregent-northland.ca)

This is not a fully detailed specification. SRI Homes reserves the right to change specifications, designs, materials and suppliers without notice and without incurring obligation. Information contained herein is from data available at the time of printing. Square footage and dimensions are approximate. Photos and renderings may show optional features.  
08/2023